



Thanks for Your Subscription

## *This Month's Highlights:*



לשנה טובה מכל הלב

תבקשו מאתנו

לוח שנה מיד שרה-איי אל פוטוניקס

Links to Topics(English):

[קישור לחדשות בעברית](#)

[Microscopes](#)

[Lasers](#)

[Optics](#)

[Cameras + Beam Profiling](#)

[Electronics](#)

[LED's](#)

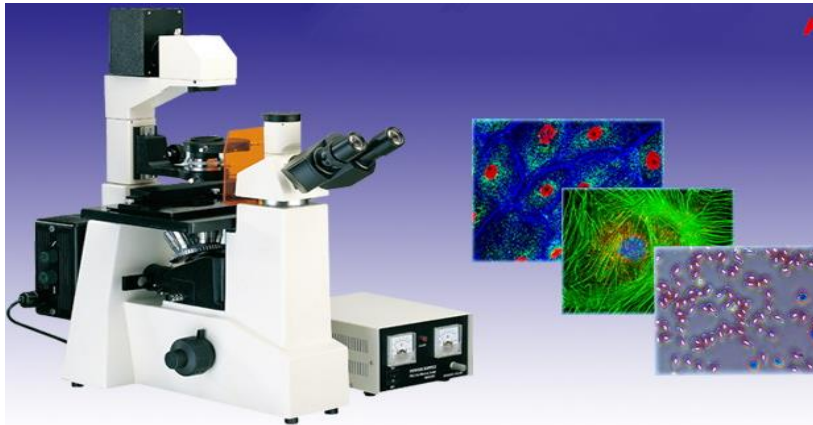
[IL Photonics team](#)

[Yerushalmi](#)

[Exhibition](#)

[Featured Company \(Crystech\)](#)

## ❁ Microscopes



Complete Fluorescence Microscopes,  
under \$7000.

Many others types available at about 50%  
discount from other companies and with  
comparable performance.

Now supported by Yona Nissim of IL  
Photonics, a Microscope expert. Taking care  
for sales, installation and support.

## Lasers

### Pico Second Lasers

1064nm / 532nm / 355nm

DPSS

From Huaray (Chinese / Canadian)

Till 1W



Nano Second Lasers

DPSS

[355nm](#) / [532nm](#)

From Huaray China

1W till 20W

[Fiber Lasers](#)

5W till 1kW

Pulsed and CW

From Max Photonics

Starts Below \$4000

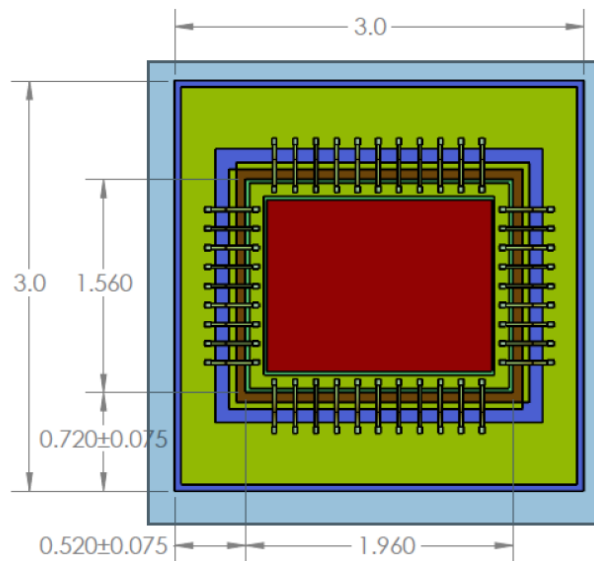


[Fiber Laser pump](#)

Single mode 1-600mW

Multimode 10-200 W

From Max Photonics



[2W CW](#)  
[8W QCW](#)

VCSEL arrays

945nm wavelength,

Now available as standard items.

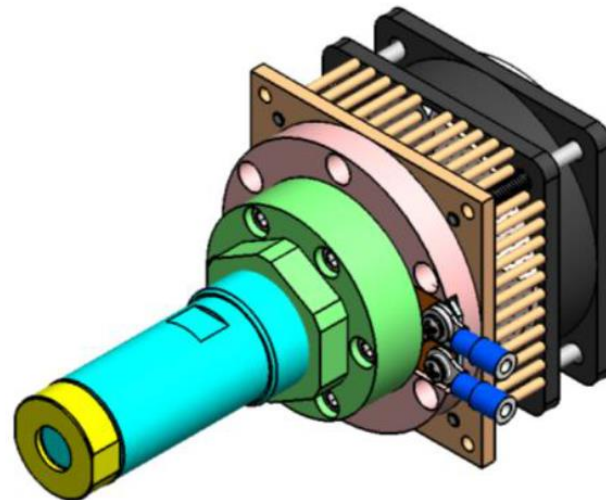
10-15mJ/pulse

1064nm


[VECSEL based laser.](#)

Better price/performance than any competing technology as far as known to us,

Now available.



## 🌟 Optics




### Nd:YAG and Nd:Ce:YAG

Neodymium-cerium double-doped YAG (**Nd:Ce:YAG**, or **Nd:Ce:YAG**) is an active laser medium material very similar to Nd:YAG. The added cerium atoms strongly absorb in the **ultraviolet** region and transfer their energy to the neodymium atoms, increasing the pumping efficiency; the result is lower thermal distortion and higher power output than Nd:YAG at the same pumping level. The lasing wavelength, 1064 nm, is the same as for Nd:YAG. The material has a good resistance to damage caused by UV from the pump source, and low **lasing threshold**. Usually 1.1–1.4% of Y atoms are replaced with Nd, and 0.05–0.1% with Ce. Both are now Available from IL Photonics.

## Plastic DOEs

Since early 2014, HOLO/OR offers low cost, mass production Diffractive elements using an injection molding technology. The main plastic types are: Polycarbonate, PMMA, Zeonex and Zoner.



## 🌀 Cameras + Beam profiling

### AXIS-PV:

Ultrafast Optical Streak Camera



### Streak cameras,

Ultrafast Time resolved spectroscopy,  
laser beam shaping and Electronics from  
AXIS Photonique Inc.

now represented in Israel by IL Photonics

ultra-compact [CMOS Pico](#)

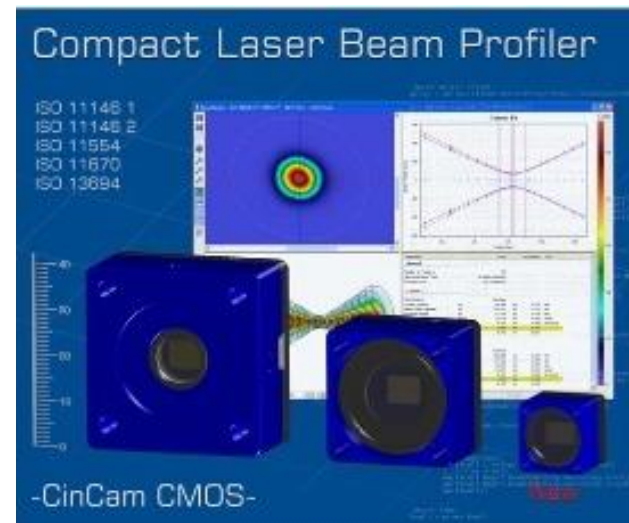
5MPixel CMOS based USB

12Bit 350nm-1150nm

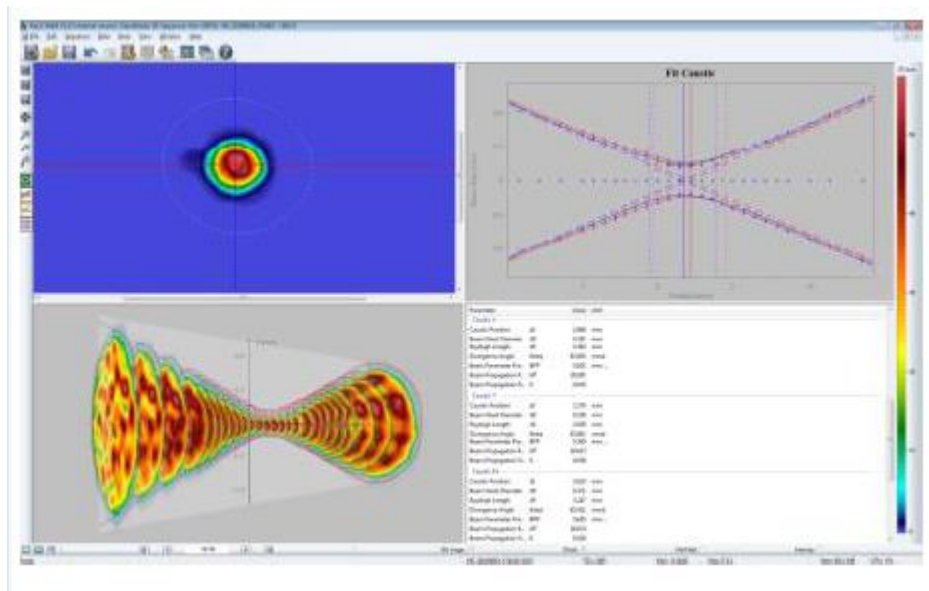
with small pixel 2.2 $\mu$ m

high dynamic range

allows good beam profiling







## [CinSquare CS200](#)

Fully automated tool

Measures beam quality of CW and pulsed lasers,

Easy operation,

Short measurement time,

Highest accuracy.

## [HPP](#)


350A Pulsar for Laser diodes

up till 6kW average,

now available



## LED's



Various [LED Heatsinks](#) now available

[365nm 500mW](#) LED now available



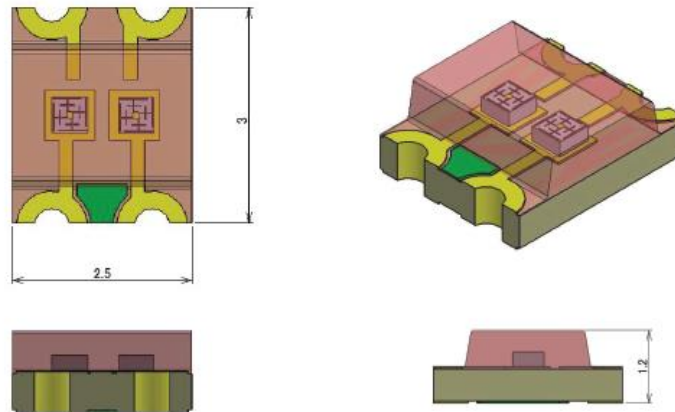
## 2 - Die CMA™ SMD

2 Die

Small LED package

Now available

Can have 2 colors.



🌀 IL Photonics team

Yona Nissim, a Microscope expert, joined the IL Photonics team assuming the function of Sales Manager.

🌀 Dvar Tora

To the [Dvar tora](#) section we added the first part of a Hebrew translation and explanation of the [Talmud Jerushalmi Masechet Brachot](#).

### 🌟 Exhibition

IL Photonics will exhibit at the [The 2nd Israeli Biophotonics Conference \(IBPC-2\)](#)  
Dec 1st and 2nd in Tel Aviv.



CRYSTECH's main products includes KTP, GTR-KTP, RTP and KD\*P Q-Switch, Nd:YAG and CTH:YAG, Thin Film Polarizers, Laser Optics, DPM and so on. Our main products are fabricated in a coat-effective way with quality consistency. In CRYSTECH, there are Flux Crystal Growth production line, Czochralski Crystal Growth production line, Solution Crystal Growth production line,

Crystal Orientation and Dicing workshop, Optical Polishing workshop and Optical Coating workshop with IBS, IAD and EB coating technique and machines. Our commitments are backed by our huge manufacturing capacity.




CRYSTECH was certified in the quality management system ISO 9001 in 2006. We have established a complete system for outgoing parts inspection. Our optical testing equipment include Zygo Interferometers, Perkin-Elmer Lambda 950, Olympus Microscope, Photo-Thermal Common-Path Interferometer, Zygo 3D Optical Surface Profilers and so on. These equipment along with many others, ensure that we comply with all specifications for our products.

NLO Crystals



● KTP

KTP



● GTR-KTP

GTR-KTP



● BiBO

BiBO

Q-Switches



● KD\*P Q-Switch

KD\*P



● RTP Q-Switch

RTP

Laser Crystals




● Nd:YAG

Nd:YAG



● Nd:YVO4


Nd:YVO4




● Diffusion Bonded Crystals

Diffusion bond crystals


Laser Optics



1064nm



2100nm



TFP (Thin film polarizer)

Coatings



Follow us on [twitter](http://twitter.com/ilphotonics) <http://twitter.com/ilphotonics>

If not advised otherwise the prices are DDP, Israel and don't include 18% VAT,

Special actions may be conditioned as long as in stock or till a certain date. Ask for a quote on any product.

Most likely you have actively subscribed to our newsletter (to either IL Photonics or to RM Photonics).

However it can be that you actively requested other information and we replied with this requested information that we assume that you are interested to receive our Monthly newsletter or very targeted updates, and gave you the option to advise us that you do not wish to receive this.

To **unsubscribe** send an e-mail to: [moshe@ilphotonics.com](mailto:moshe@ilphotonics.com) and write in the subject field "unsubscribe".

IL Photonics BSD Ltd.: Phones: +972-2-9923532 /-77-3240205 ; Fax: +972-2-9921480

Site: [www.ilphotonics.com](http://www.ilphotonics.com); E-mail: [moshe@ilphotonics.com](mailto:moshe@ilphotonics.com)

511 Hashita, Beit Shemesh 9955256, Israel

© IL Photonics BSD Ltd. 2015.

**Photonics with Know How**